

درس شش: سلامتی و جراحات‌ها

اگر بخواهیم بگوییم:

او با پراید سفیدش تصادف کرد. او سرش صدمه دید. من دیروز او را دیدار کردم.

"He had an accident with his white Pride. He hurt his head. I visited him yesterday."

از حروف ed در آخر visited می‌فهمیم که گذشته است. اما در دو تای دیگر از کجا می‌فهمیم که گذشته است؟
حدود 200 فعل در زبان انگلیسی وجود دارند که گذشته‌ی آن‌ها برخلاف قاعده کلی است. به این افعال بی‌قاعده می‌گویند.


Irregular Verbs	
زمان حال	زمان گذشته
Verb	Past simple
be	was/were
become	became
bleed	bled
break	broke
bring	brought
build	built
buy	bought
choose	chose
come	came
cut	cut
do	did
draw	drew
drink	drank
drive	drove
eat	ate
fall	fell
feed	fed
feel	felt
find	found
forget	forgot

Verb	Past simple
get	got
give	gave
go	went
have	had
hear	heard
hit	hit
hurt	hurt
keep	kept
know	knew
leave	left
lose	lost
make	made
meet	met
pay	paid
put	put
read	read /red
ride	rode
run	ran
say	said
see	saw
set	set
sell	sold
send	sent
sing	sang
sit	sat
sleep	slept

Verb	Past simple
speak	spoke
stand	stood
stick	stuck
swim	swam
take	took
take off	took off
teach	taught
tell	told
think	thought
understand	understood
wake	woke
wear	wore
write	wrote

نکته دوم:

حالا به مثال صفحه بعد دقت کنید. رنگ قرمز در این مثال همه به یک نفر اشاره می کند:



برادر اکبر است. او خیلی عوا می کند. اکبر بخاطر کارهای او عصبانی است. امروز اکبر می خواهد با او در این باره صحبت کند.

Reza is Akbar's brother. He fights a lot. Akbar is angry for his actions. Today Akbar wants to talk him about it.

در فارسی، اگر در مورد کسی صحبت می کنیم، هنگام اشاره به او نقش دستوری او چندان اهمیتی ندارد. اما در انگلیسی، بنا به این که شخص، چه نقشی داشته باشد، کلمه نیز متفاوت می شود:

او = He = فاعل یا نهاد (ضمیر فاعلی)

او = his = اضافه ملکی (صفت ملکی)

او = him = متمم (ضمیر مفعولی)

Subject Pronoun	Object Pronoun	Possessive Adjective
I	Me	My
You	You	Your
He	Him	His
She	Her	Her
It	It	Its
We	Us	Our
You	You	Your
They	Them	Their

این جدول مقایسه ضمائر و صفات است. شبیه این جدول در صفحه ۱۰۲ کتاب شما آمده است.

حالا به سوال جواب های این درس توجه کنید:

What happened?



There was a car crash.

How did it happen?



The black car hit the white car.

Why did they have a crash?



Because they drove fast.

Where did it happen?



It happened in Tehran.

When did it happen?



It happened 3 years ago.

Did any body hurt? Yes,



A man hurt his head.



He cut his finger



She had a black eye.

Are they ok now?



Yes, he put a plaster on his wound.

No, one of them is in bed yet.



Yes, she is ok now.

What happened?



They burnt themselves.



How did it happen?



He burnt his hand.



He burnt his face.

Why did they burn?



Because they were careless.

Where did it happen?



It happened all around Iran.

When did it happen?



It happened at the last Wednesday of the year

Did they hurt a lot?



Yes, they hurt a lot.

Are they ok now?



No, he has some bruises. No, he has some scars.

What happened?



They hurt themselves.

How did it happen?



He twisted his ankle. He broke his leg.



He hurt his knee.

Why did they hurt?



Because they ran fast and fell down.

Where did they happen?



They happened at the stadiums.

When did they happen?



SOME
YEARS AGO

They happened some years ago.

Did they go to hospital?



Yes, they went to a hospital.

Are they ok now?

Yes, but they have their legs in cast.

What happened?



He had a heart attack.

Why did it happen?



He ate a lot of fast food.

Where did it happen?











It happened at his office.

Is he ok now?



No, he is in CCU now.

ضمیمه : نمونه سوال زبان انگلیسی سال تحصیلی 97-98 استان قم

<p>تاریخ امتحان: ۱۳۹۸/۰۳/۰۱ ساعت شروع: ۱۱ صبح مدت پاسخگویی: ۵۰ دقیقه هماهنگ استانی پایه نهم</p>	<p>بیتا وزارت آموزش و پرورش اداره کل آموزش و پرورش استان قم اداره آموزش و پرورش ناحیه / منطقه..... درس: زبان انگلیسی</p>	<p>نام: نام خانوادگی: نام آموزشگاه: شماره دانش آموز:</p>
بارم	<p>تعداد ۸ سؤال در سه صفحه Reading & writing</p>	ع.ب.
1	<p>امیر خصوصیات همکلاسی های جدیدش را برای برادرش توصیف می کند. شماره جمله مربوط به هر تصویر را زیر آن بنویسید.</p> <p>1. Abbas is very helpful. He helps other people. 2. Hassan is a careless boy. He hurt his knee . 3. Hossein studies hard. He is a hardworking student. 4. Mahdi is neat so everyone likes him.</p> <div style="display: flex; justify-content: space-around;">     </div>	1
1	<p>آنچه می خوانید بخشی از گزارش مریم درباره هفته گذشته است. با توجه به کلمات داده شده به او کمک کنید تا گزارش را تکمیل کند. (یک کلمه اضافه است).</p> <p>Last night I a dictionary program. It was very good. My father was at home. He watched a My mother cooked a special food. She her finger. My brother is a and two days ago he saved some people's lives.</p> <div style="border: 1px solid black; padding: 5px; display: inline-block;"> <p>-firefighter -war movie -downloaded -participate -cut</p> </div>	2
1	<p>علیرضا می خواهد در مورد کارهایی که در نوروز انجام می دهند، برای دوستش نامه ای ارسال کند. با توجه به تصویرها نامه او را کامل کنید.</p> <p>Hi Ali. In Norooz my sister and I (1) the eggs. My father buys(2) and my mother(3)the Haft Seen table. We(4) on nature day too.</p> <div style="display: flex; justify-content: space-around;">     </div> <div style="display: flex; justify-content: space-around; margin-top: 10px;"> <div style="border: 1px solid black; border-radius: 50%; width: 30px; height: 30px; display: flex; align-items: center; justify-content: center;">1</div> <div style="border: 1px solid black; border-radius: 50%; width: 30px; height: 30px; display: flex; align-items: center; justify-content: center;">2</div> <div style="border: 1px solid black; border-radius: 50%; width: 30px; height: 30px; display: flex; align-items: center; justify-content: center;">3</div> <div style="border: 1px solid black; border-radius: 50%; width: 30px; height: 30px; display: flex; align-items: center; justify-content: center;">4</div> </div>	3

ادامه ی سؤالات در صفحه ی دوم

دبیر زبان در آزمونی از شما خواسته است یکی از خاطرات احمد را با انتخاب گزینه صحیح و با توجه به تصاویر کامل کنید.

My friend Amir is very Amir and I usually go to Mashhad every year. Now we are for a trip. Last year we had a badand Amir called the

1




4

1. (nervous - funny - helpful)
2. (packing - booking - coming)
3. (accident - account - ceremony)
4. (receptionist - emergency - post office)

2

دبیر زبان کاربرگی داده است که از شما خواسته با توجه به تصویر به سوالات پاسخ دهید.

1. Who is that man?
2. Where does he work?
3. When does he go to work?
4. How does he go to work?



5

1

به دوستان کمک کنید تا با نوشتن شکل صحیح کلمه داخل پراکنش، متن زیر را کامل کنند.

There are 4 people in our family. My Mom and Dad (be) very kind. Last night we (watch) a quiz show but my father (participate) in online course. After dinner my little brother (run) and hurt his leg.

6

1


گزینه صحیح را انتخاب کنید.

1. The color Ali's bicycle is black. ('s - of - is)
2. The girls are over there. Can you see? (them - they - their)
3. We are students. English teacher is Mr. Karimi. (We - Us - Our)
4. Mina comes late. (often - don't often - doesn't often)

7

ادامه‌ی سؤالات در صفحه‌ی سوم

تاریخ امتحان: ۱۳۹۸/۰۳/۰۱ ساعت شروع: ۱۱ صبح مدت پاسخگویی: ۵۰ دقیقه هماهنگ استانی پایه نهم	بسم الله الرحمن الرحيم وزارت آموزش و پرورش اداره کل آموزش و پرورش استان قم اداره آموزش و پرورش ناحیه / منطقه..... درس: زبان انگلیسی	نام: نام خانوادگی: نام آموزشگاه: شماره دانش آموز:
بارم	Reading & writing تعداد ۸ سؤال در سه صفحه	پایه

2	<p>متن زیر را به دقت بخوانید و به سوالات به صورت خواسته شده پاسخ دهید.</p> <p>Last weekend, our TV didn't work. At first, we were upset. But later we helped our mother and cleaned the house. In the afternoon our grandfather came to our house. He read poems of Hafez for us. At night my mother made a cake because it was our father's birthday. We all were happy.</p>  <p>الف: با توجه به متن بالا، جمله درست را با (True) و جمله نادرست را با (False) مشخص کنید. (۵/۰ نمره)</p> <p>1. We went to our grandfather's house.</p> <p>2. My father read poems of Hafez.</p> <p>ب: با توجه به متن به سوالات پاسخ کامل بدهید. (۵/۱ نمره)</p> <p>1. Why did your mother make a cake?</p> <p>2. What did you do?</p>	8
---	---	---

10 جمع بارم	موفق و سربلند باشید.	صفحه‌ی سوم
۳- (در صورت مغایرت نمره های موارد ۱ و ۲) با عدد با حروف <div style="border: 1px solid black; width: 100px; height: 30px; margin: 5px;"></div> نام و نام خانوادگی تایید کننده: امضاء	۲- رسیدگی به اعتراضات با عدد با حروف <div style="border: 1px solid black; width: 100px; height: 30px; margin: 5px;"></div> نام و نام خانوادگی تجدیدنظر کننده: امضاء	۱- تصحیح با عدد با حروف <div style="border: 1px solid black; width: 100px; height: 30px; margin: 5px;"></div> نام و نام خانوادگی مصحح: امضاء

hamgamdars.com | همگام درس